

Analysis Characteristics Organoleptic of Sorghum Pie for Quality Entrepreneurial Products with The Influence of Varieties and Concentration of Flour

***Endang Noerhartati**

Department of Agroindustrial Technology, Universitas Wijaya Kusuma Surabaya, Indonesia
Jl. Dukuh Kupang XXV/54 Surabaya, Indonesia

*endang_noer@uwks.ac.id

Postgraduate Student, Department of Education Management, Unesa, Surabaya, Indonesia
Jl. Kampus Ketintang, Surabaya, Indonesia

endang.18006@mhs.unesa.ac.id

Endang Retno Wedowati; Diana Puspitasari

Department of Agroindustrial Technology, Universitas Wijaya Kusuma Surabaya, Indonesia
Jl. Dukuh Kupang XXV/54 Surabaya, Indonesia

wedowati@uwks.ac.id ; diana.sidoario@gmail.com

Abdul Talib Bin Bon

Fakulti Pengurusan Teknologi dan Perniagaan Universiti Tun Hussein Onn Malaysia (UTHM)
Johor, Malaysia

talibon@gmail.com

Abstract

The purpose of the research was to analyze sorghum pie products from the type and concentration of flour as a product diversification. **The method used** quantitative research with the study used a randomized block design (RBD) of 2 factors with 3 replications. I: type of flour (T): T1: red flour (Sorghum bicolor) and T2: white flour (KD 4). II: Concentration (K): K1: 25%; K2: 50%; K3: 75% and K4: 100%. Observations: organoleptic tests on the parameters of taste, color, taste and crispness, water content and carbohydrate. Organoleptic test using the Friedman test, while water and carbohydrate levels used variance test analysis followed by 5% duncan. **The results showed:** 1) Sorghum pie as one of alternative product diversification based on sorghum flour; 2) combination of sorghum pie best treatment: T1K3 (type of sorghum flour treated (T): T1 = Red Flour / Sorghum bicolor and concentration (K): K3 = 75 %); and the second sorghum pie: T2K3 (type of sorghum flour treatment (T): T2 = white flour / KD4 and concentration (K): K3 = 75%); 3) Sorghum pie is supporting diversification of alternative design products in higher education entrepreneurship.

Keywords

Sorghum_flour¹, Pie_Sorghum², Organoleptic_Testing³, Alternative_Food_Industry⁴, and Entrepreneurship_High_Education⁵

1. Introduction

Sorghum has good nutrition, in addition to carbohydrates, proteins, fats also contain minerals calcium, iron, phosphorus, and vitamin B1. Sorghum nutrition compared to other staple foods, sorghum calories 332cal per 100g, and carbohydrate content of sorghum 73g per 100g. But these grains have a high protein content (11 g per 100 g), calcium content (28 mg per 100 g), iron (4.4 mg), phosphorus (287 mg), vitamin B1 (0.38 mg). Based on this, sorghum can be used as an alternative source of food. Sorghum can be used as raw material for semi-finished products which is directed at enriching the potential of sorghum, namely sorghum flour, one form of its use is to substitute wheat flour for making pie products (Kangama, 2005; Noerhartati, 2010, 2012, and 2014). Pie is a savory snack, usually also

many are served when Eid remember besides serving pastries that tend to be sweet and also the host wants to present something that is salty and light to serve as snacks. Pie can be added various tastes, among others, is a very strong taste of cheese, can use grated edam cheese or parmesan cheese powder, milk pie, fruit pie, and others. Pie products have a low water content, so it will cause the product to be more hygroscopic, and easy absorption of moisture from the surrounding environment and can increase water content. Research is continued by doing business in order to maintain the water content in the product, namely by carrying out the right packaging process, so that it can eventually extend the shelf life (Cano, et al. 2013; Ministry of Health RI, 1996; Imran, 2014).

The purpose of this research:

- diversification of sorghum-based food products
- Increasing the potential of sorghum flour into pie products that have added value (value added)
- Get the best combination treatment of sorghum pie

2. Research Methods

This research uses the Randomized Block Design (RBD) method which consists of 2 (two) factors with 3 (three) replications. I: Sorghum Flour Type (T), T1: red sorghum flour (*Sorghum bicolor*), T2: white sorghum flour (*KD 4*), Factor II: Sorghum Flour Concentration (K), K1: 25%, K2: 50%, K3: 75%, K4: 100%.

The process of making pie begins with mixing egg yolks, butter, and sugar using a mixer. Then add water slowly and add sorghum flour and wheat flour (according to the treatment) slowly as well while still stirring using a mixer. The dough is then stamping pie sorghum. The last stage, pie sorghum is printed according to taste and fried in 15 minutes. Pie flow chart can be seen in Figure 1.

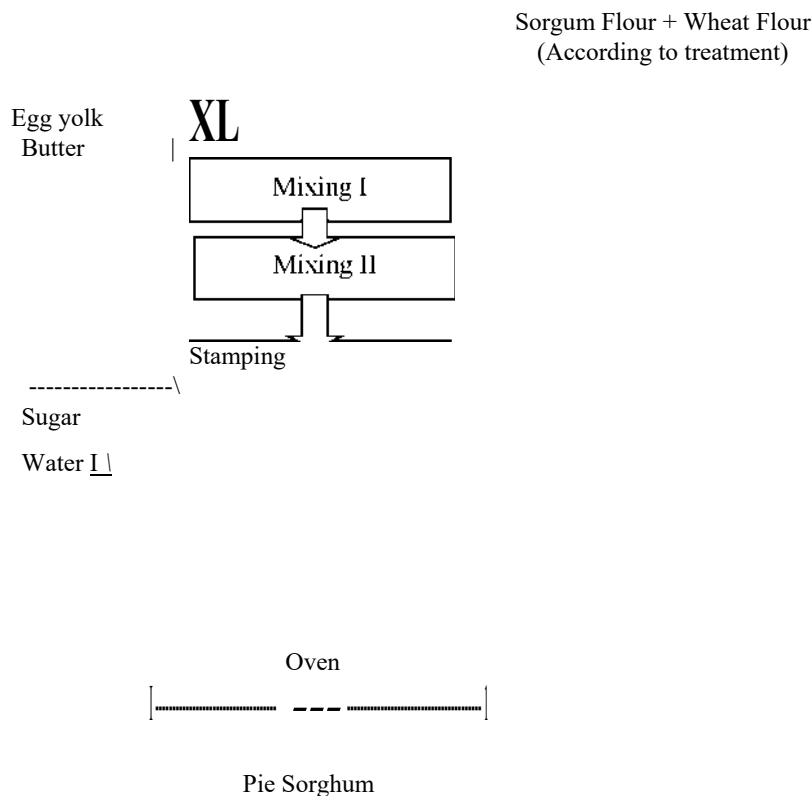


Figure 1. Process of Making Sorghum Pie

Analysis carried out on pie products was an analysis of moisture content and the consumer preference test is carried out by organoleptic tests using the scoring method. In this method the respondents are asked to assess the level of liking for the taste, and the crispness of the stick products by giving the following values or scores: 5 = really like, 4 = likes, 3 = neutral, 2 = rather like, 1 = dislike. Data processing for moisture content of sorghum pie was carried out by analysis of variance if there were differences, then Duncan test was carried out with a confidence level of 5%, while for organoleptic test with Friedman

test (Sudjana. 2009).

The selection of alternatives aims to determine the best alternative process. The choice of alternatives is based on the concept of obtaining expectations. The concept of the expected value decision is to choose a decision that has the maximum pay off (profit or usability). The mathematical equations for expected pay-off values are as follows (Siagian, 1987):

$$E_{pj} = \sum_{i=1}^n P(x_i) \cdot f(x_i, d_j)$$

Note:

E_{pj} = Expected pay off value
 $P(x_i)$ = Probability of each base state x_i
 x_i = Different basic conditions
 d_j = Calculated decision
 $f(x_i, d_j)$ = Acquisition of basic conditions and decision d_j

3. Result and Discussion

3.1 Organoleptic Test

The results of observations of organoleptic sorghum pie with taste, colour, aroma, and crisp parameters are shown in Figures 2. Based on the results of organoleptic sorghum pie test, the parameters of taste, colour, flavour, and crispness showed that the highest score for taste parameters was T1K3 treatment (T1 = Red flour (T1) and K3 flour concentration = 75%), with a percentage of 66.6% score 5 (very fond), colour parameters was in the treatment of T2K3 (T1 = white flour (T2) and the concentration of sorghum flour K3 = 75%), with a percentage of 54.7% score 5 (very fond), flavour parameters was in the treatment of T1K1 (T1 = Red flour (T1) and the concentration of sorghum flour K1 = 25%), with 63.3% score 5 (very fond), crispy parameters was treatment T2K3 (T1 = white flour (T2) and the concentration of sorghum flour K3 = 75%), with a percentage of 63.4% score 5 (very fond) (Yilmaz and Aydeniz, 2012; Ackbarali, 2014; Carbonell and Barrachina, 2007).

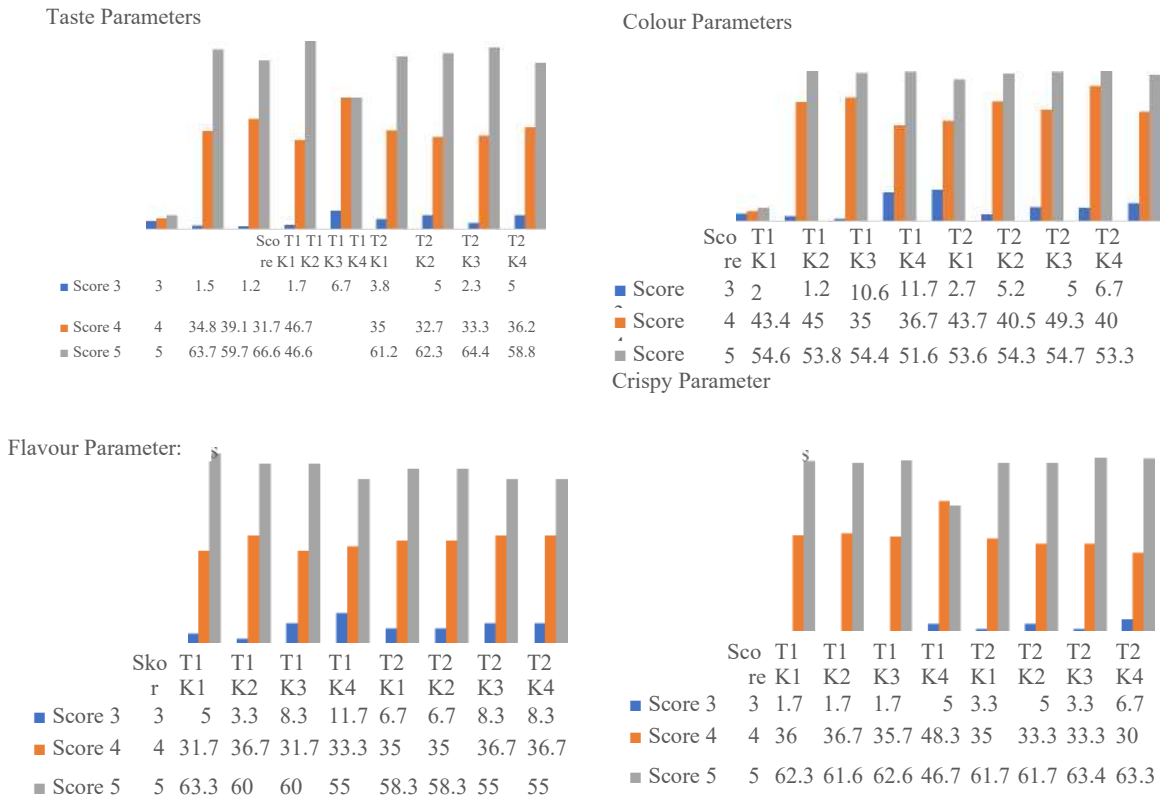


Figure 2. Organoleptic Test Pie Sorghum

The test results of the sorghum Friedman product showed that the colour parameters were significantly different (Sig 0.006 < 0.05), while the taste parameters (Sig 0.086 > 0.05), flavour (Sig 0.382 > 0.05) and crispness (Sig 0.845 > 0, 05) not significantly different. This means that the parameters of sorghum pie colour are influenced by both type factors and the concentration of sorghum flour. The colour of sorghum pie is strongly influenced by the colour of sorghum flour and the more flour is used, the colour will darken (FAO, 1999).

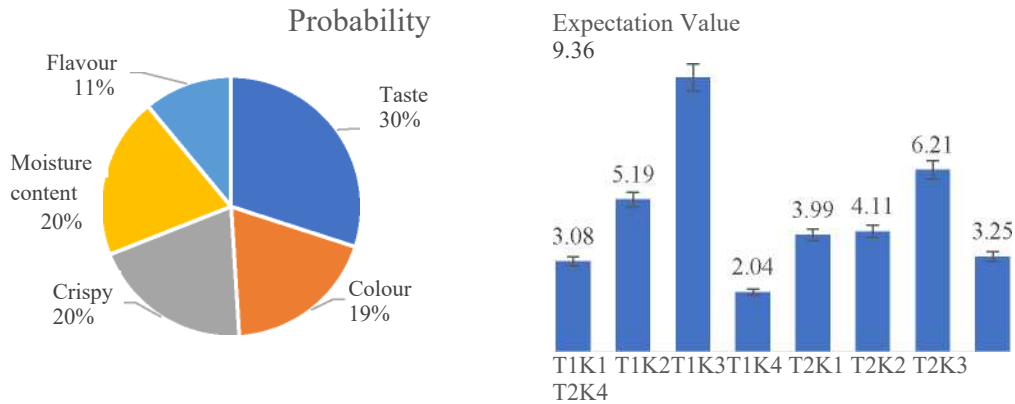
3.2 Moisture Content Test

The results of sorghum pie moisture content 2.17-2.22%, the variance analysis showed that sorghum pie moisture content levels Sig 0.144 > 0.05, meaning that the sorghum pie moisture content was not significantly different (Kim , 2018).

3.3 Alternative Selection

The probability value indicates the level of importance of a basic state, the greater the probability value of a ground condition, the more important is the basic condition. For sorghum pie products, taste parameters (30%) are considered to be the most important parameters when compared with other parameters, which are moisture content (20%), crispness (20%), colours (19%), and flavour (11%). Alternative processes are compared to determine the optimal process. The selection of this alternative is done by calculating the expected value obtained by each alternative process. The results of the calculation of the expectation value for each alternative process are presented in Figure 3.

Figure 3. Probability and Expectation Value Pie Sorghum



Based on the results of the calculation of the expected value, the chosen treatment alternative is the treatment of T1K3 (T1 = Red flour / Sorghum bicolor (T1) and the concentration of sorghum flour K3= 75%), with the calculation of expectation value = 9.36, the second is the treatment T2K3 (T2 = White flour / KD4 (T2) and the concentration of sorghum flour K3 = 75%), with the calculation of the expectation value = 6.21. This means that the treatment is based on the best quality when compared to other treatments. Alternative processes are compared to determine the optimal process. The selection of this alternative is done by calculating the expected value obtained by each alternative process (Siferow, 2014).

4. Conclusions

Sorghum pie as one of alternative product diversification based on sorghum flour; combination of sorghum pie best treatment: T1K3 (type of sorghum flour treated (T): T1 = Red Flour / Sorghum bicolor and concentration (K): K3 = 75 %); and the second sorghum pie: T2K3 (type of sorghum flour treatment (T): T2 = white flour / KD4 and concentration (K): K3 = 75%).

References

- AA Carbonell and Barrachina, 2007. Application Of Sensory Evaluation Of Food To Quality Control In The Spanish Food Industry. PJFNS 57 4(A) 71-76 CO Kangama, 2005. "Introduction of Sorghum" AJB 4 7 575-579 2005
- DS Ackbarali, R Maharaj, 2014. Sensory Evaluation as a Tool in Determining Acceptability of Innovative Products Developed by Undergraduate Students in Food Science and Technology at The University of Trinidad and Tobago. JCT 3 1 10-27
- E Noerhartati, 2010. "Various Cookies Made from Flour Sorghum Paper Si Unyil TV TRANS 7" UWKS 2010 E
- Noerhartati, 2010. "Various Industrial Products Made from Wheat and Sorghum", Agriculture Department Provincial Government of East Java 2010
- E Noerhartati, 2014. "Product Variety Cookies, Flakes, Sticks, Noodles Sorghum" Proceedings SPRINT LIPI Yogyakarta, 235-238
- E Yilmaz, B Aydeniz. 2012. "Sensory Evaluation and Consumer Perception of Some Commercial Green Table Olives", BFJ, 114 8, 1085-1094.
- FAO, 1999. "Sorghum Post-harvest Operations", Food and Agriculture Organization of the United Nations, 1999 HJ Kim, 2018. "Reconciling Entrepreneurial Orientation and Dynamic Capabilities: a Strategic Entrepreneurship Perspective", JE 27 2 180-208
- Ministry of Health RI, 1996. "List of Food Composition" Jakarta Bhratara P Imran, 2014. "Antioxidant Perspective of Sorghum and Millet" JFPP 39 6 1089-1097 P. Siagian, 1987. Operational Research, UI Press Jakarta
- Ruiz-Cano D, Perez-Llamas F, Lopez-Jimenez JA, Gonzalez-Silvera D, Frutos MJ, and Zamora S. 2013. Characterization and nutritional value of a food artisan: the meat pie of Murcia. Nutr Hosp. 2013 Jul- Aug;28(4):1300-5
- Sudjana. 2009. Statistics Method. Bandung: Tarsito W Siferow, 2014. "Evaluation of Sorghum" IRJASS 4 476-84

Biographies

Endang Noerhartati, is a lecturer at Department of Agroindustrial Technology, Universitas Wijaya Kusuma Surabaya, Indonesia. I holds a Master of Universitas Gajah Mada Yogyakarta, and now Postgraduate Student, Department of Education Management, Universitas Negeri Surabaya, Jawa Timur, Indonesia. Endang Noerhartati is Vice Rector of Relationship, Cooperation, and Development Universitas Wijaya Kusuma Surabaya. Her major interests are Research Methodology, Management University Entrepreneurship Education. Entrepreneurship Sorghum, Food Processing Technology, and Sorghum Processing

Endang Retno Wedhowati, is a lecturer at Department of Agroindustrial Technology, Universitas Wijaya Kusuma Surabaya, Indonesia, I holds a Master of ITS Surabaya, and now Postgraduate Student at ITS Surabaya, Jawa Timur, Indonesia. Her major interests are Research Methodology in the field of Engineering and Management Industry. Email: wedowati77@gmail.com

Diana Puspitasari, is a lecturer at Department of Agroindustrial Technology, Universitas Wijaya Kusuma Surabaya, Indonesia and I holds a Master of ITS Surabaya, Jawa Timur, Indonesia. Her major interests are Research Methodology in the field of Engineering and Management Industry. Email: diana.sidoario@gmail.com

Prof. Dr. Abdul Talib Bin Bon Is Professor Management From Faculty Management Of Technology And Private Vocational School, Department Of Position Position And Manufacture Of Field Of Expertise, Economics, Business And Management, Operations Management. Field Of Specialization Operations Research / Management, Qualification Institution 2008 Doctor Falsafah Computer Science Universite De La Rochelle, 1998 Graduate Private Vocational School Of Universiti Kebangsaan Malaysia, 1991 Youth Mechanical Private Vocational School Universiti Technology Malaysia, Year 1986 Malaysia Mechanical Diploma Of Mechanical Teachers.